

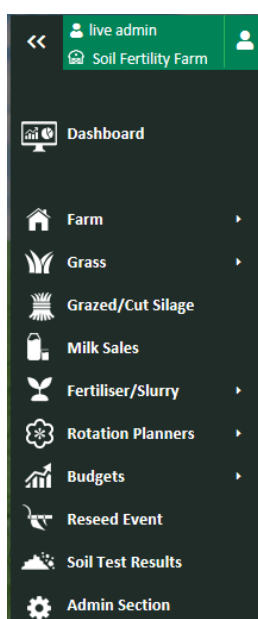
Upload Soil Fertility Results to PBI

PBI users can request their soil fertility test results to be uploaded automatically from FBA or Dairygold Laboratories

This document is a step by step guide showing you the process of how to create the link-up with FBA/Dairygold

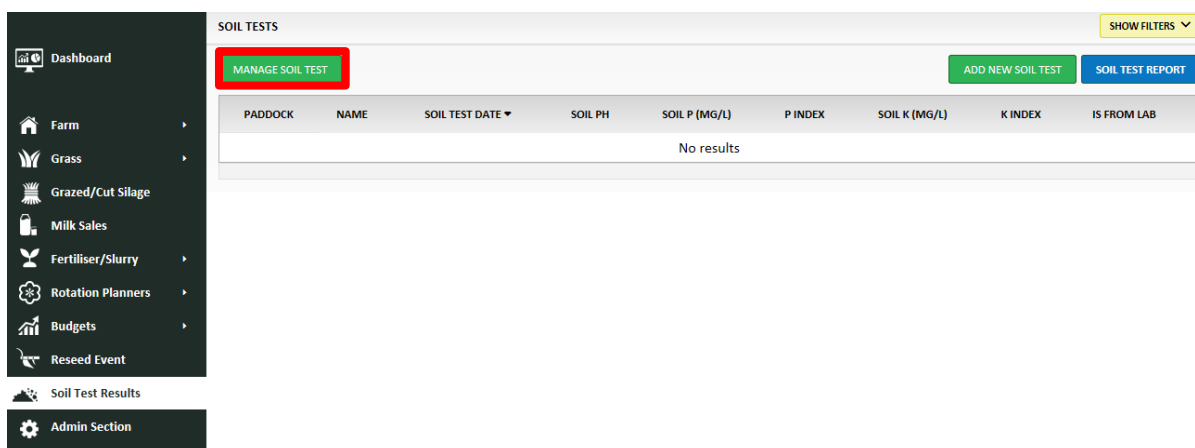
The first step is to log onto www.pbi.ie, as a **farmer** – please note that advisers cannot create this link for farmers.

Then select ‘**SOIL TEST RESULTS**’ from the left-hand black menu – see below



Note that the soil test results screen in this farm has no results yet recorded)

To create the link with FBA/Dairygold Laboratory, select ‘**MANAGE SOIL TEST**’



Additional data is required here for verification purposes and select '**CONTINUE**' – see below

If you are not a member of a 'Co-op' please leave this field blank and also 'supplier number'

Manage Soil Data

To sign up to have your test results automatically downloaded to PBI, make the selections below and then click in Continue.

The request will be sent to the lab you have selected and your test results will be available for 1/11/2019 onwards for FBA and for 01/01/2022 onwards for Dairygold.

The Co-Op and Supplier Number are not mandatory, but it will be required where the test is requested by a 3rd party who will subsequently invoice you for the test. However if you prefer the lab can provide this information at a later time.

SELECT TEST TYPE

Soil Test ☒

CONFIGURE NEW LINK

Lab* **FBA** Co-op: **Glanbia** Supplier Number **1234567**

Please select the LAB
Dairygold
Please **FBA** if uploading data from the Labs is new and will require some fine tuning as we go along and will be extended to other labs and test types in due course

CANCEL CONTINUE

Once you want to proceed, select '**SUBMIT**'.

Now a notification is sent to FBA/Dairygold Laboratories, to you the farmer and to the PastureBase Ireland support team.

Authorisation Form

I hereby give permission to **FBA** to upload my **Soil Test** Results to PBI as and when test are undertaken with **FBA** for my farm **Moorepark Open Day** !

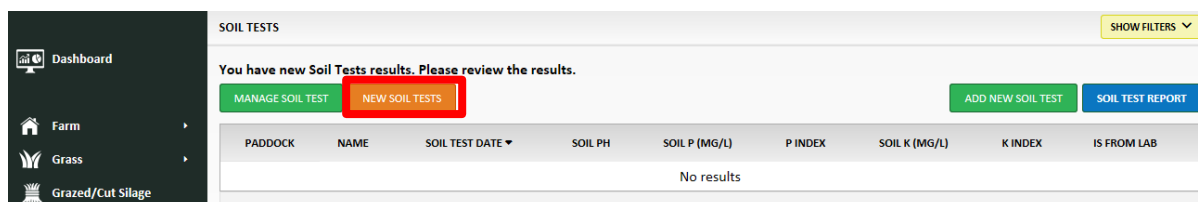
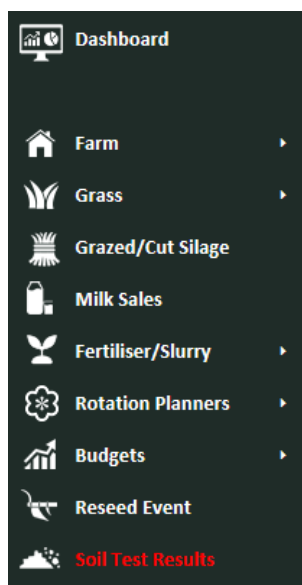
Herd Code: **D1234567**
Farm: **Moorepark Open Day**
Farmer: **N - B**
Address 1: **B**
Address 2:
Address 3:
County: **Cork**
Mobile:
Landline:
Email: **michealoleary@teagasc.ie**
IE Number: **IE1234567**
Co-Op: **Glanbia**
Supplier Number: **1234567**

CANCEL

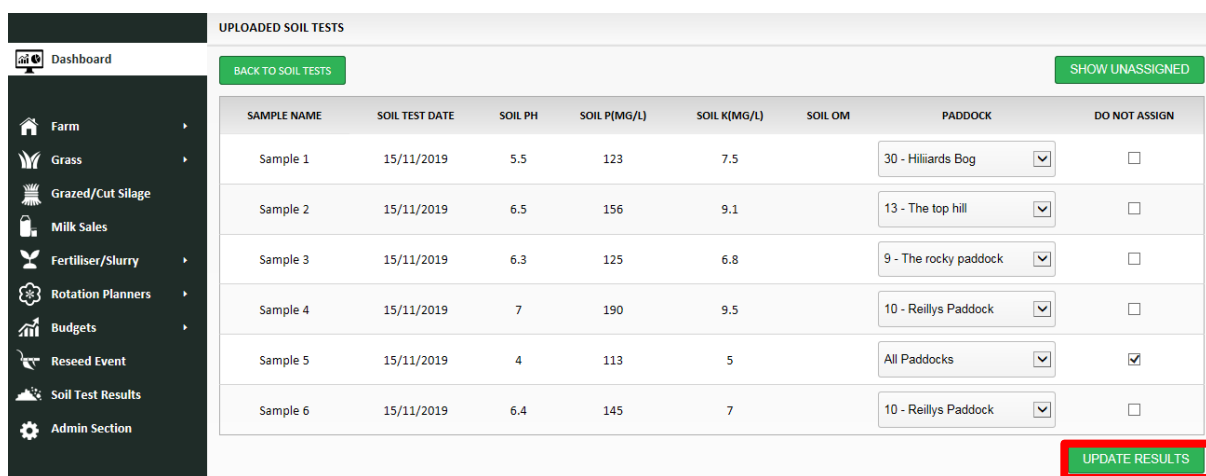
SUBMIT

Over the next day or two, your soil fertility test results file will be uploaded to PBI.

The **SOIL TESTS RESULTS** option on the black menu will have turned **red**. If you click into this, you will see an **orange** button with **NEW SOIL TESTS** – see below



Select the orange button **NEW SOIL TESTS** and you will be able to see your soil test results in the holding area. Now link the samples to your paddocks in PBI by selecting a paddock(s) from the drop down.




Once all samples are assigned, select **UPDATE RESULTS** button below.


Results are shaded depending on index;


For pH, white and blue suggests lime is to be applied for pH build up plus maintenance while green and dark green only required lime to be applied for maintenance.


For P and K, white and blue represents index 1 and 2 and will require build up while green and dark green only requires maintenance application.

Dashboard


 Farm


 Grass


 Grazed/Cut Silage

 Milk Sales


 Fertiliser/Slurry


 Rotation Planners

 Budgets


 Reseed Event

 Soil Test Results

 Admin Section

 Reports












 Uploads

 Archive

MANAGE SOIL TEST

ADD NEW SOIL TEST

SOIL TEST REPORT

Paddock	Name	Soil Test Date	Soil PH	Soil P (MG/L)	P INDEX	Soil K (MG/L)	K INDEX	IS FROM LAB
bog	bog	14/11/2019	5.0	12.0	4	30.0	1	 Edit
42	42	01/11/2019	7.0	12.0	4	50.0	1	 Edit
G1	G1	22/11/2018	5.6	7.0	3	140.0	3	 Edit
G2	G2	22/11/2018	6.0	10.2	4	112.0	3	 Edit
G3	G3	22/11/2018	6.7	6.6	3	71.0	2	 Edit
36	36	22/11/2018	6.4	12.8	4	74.0	2	 Edit
35	35	22/11/2018	6.4	12.6	4	87.0	2	 Edit
34	34	22/11/2018	6.3	8.6	4	107.0	3	 Edit
33	33	22/11/2018	6.2	17.7	4	114.0	3	 Edit
32	32	22/11/2018	6.4	10.2	4	129.0	3	 Edit
31	31	22/11/2018	5.6	6.1	3	64.0	2	 Edit
29/30	29/30	22/11/2018	6.1	4.4	2	86.0	2	 Edit
24	24	22/11/2018	6.0	5.6	3	79.0	2	 Edit
23	23	22/11/2018	6.0	6.8	3	52.0	2	 Edit
22a	22a	22/11/2018	6.3	6.1	3	98.0	2	 Edit

REPORTS:

On the top right of the screen, select SOIL TEST REPORT - this report compares soil fertility with fertiliser applied (chemical and organic) along with grass grown in each paddock.

To add/remove different parameters select CUSTOMISE REPORT.

All reports can be exported to Excel or PDF

For further information please feel free to contact support@pbi.ie or 046-9200965